



PRE-ASSEMBLED PRIMARY AND BATTERY BACK UP SMART SUMP SYSTEM

Receive Notifications Before Your Pump Fails and Causes a Flood

TRUST

Assembled in the USA for ultimate reliability and performance.

- 10 year limited warranty & 10 million cycles tested
- Innovative Solid-State Air Switch lasts longer than a float switch.
- Stainless Steel and Cast Iron construction deliver years of ultra quiet performance.
- Independent Backup pump activates when electricity goes out. Removes up to 10,000 gallons on a single battery charge with a 75AH battery (battery not included, WSB1275 recommended).
- Backup pump included in system in the case power in your home is not available.

CONNECT

Receive APP, Text, and E-mail notifications.

- Replace your pump before it fails and cause flood.
- Clear clogs in your pump or discharge pipe to prevent flooding.
- Act quickly if your sump pit's water level is high to protect your home.
- Address network connection or power loss in your pump to keep your home safe.

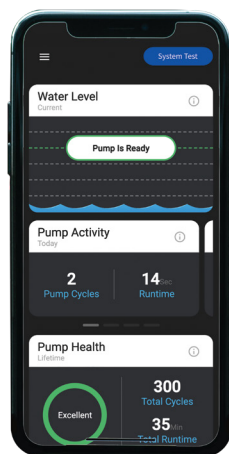
MONITOR

Remotely track your Smart Pump's activity in the Basement Guardian App.

- View your sump pit's water level in real time.
- Know the condition of your pump with the Pump Health indicator.
- Review how many times and how long your pump ran in a day, week, month, and year.
- Remotely run a system test.

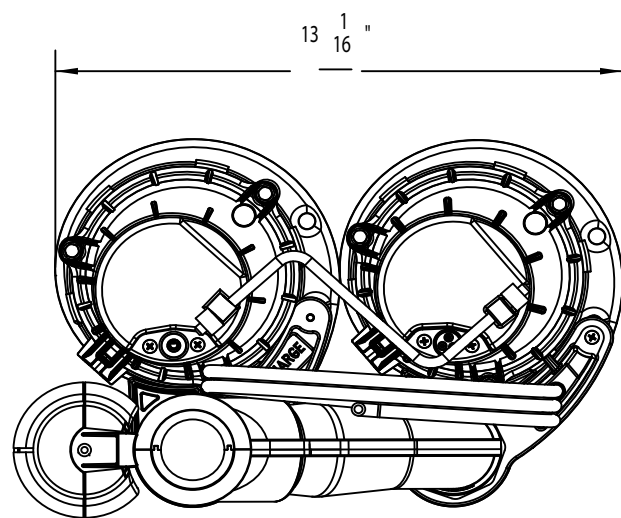
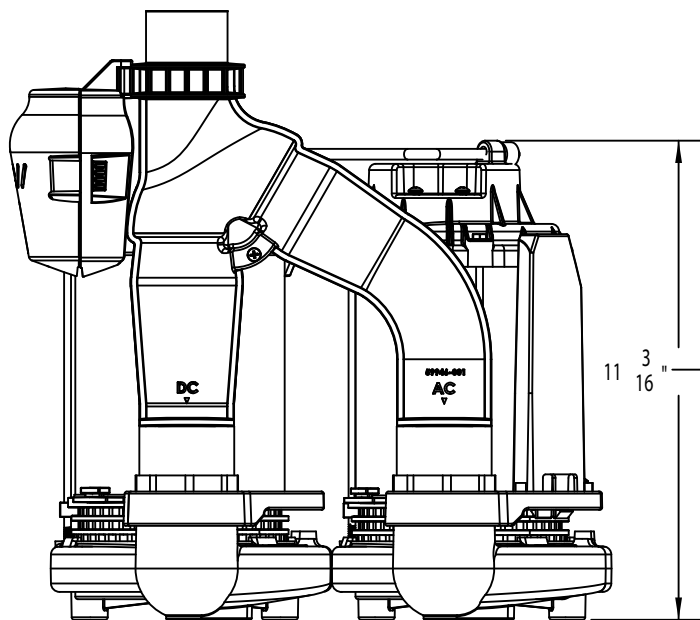


*AC Pump Only



Compatible with
iOS and Android devices





JOB-READY, PRE-ASSEMBLED PRIMARY AND BATTERY BACK UP SMART SUMP SYSTEM

MODEL: BASEMENT PROTECTION SYSTEM, 1/2 HP

PUMP SNAPSHOT

- **HP** - 1/2 HP | 100 Watt (DC Pump)
- **Construction** - Stainless Steel Housing / Cast Iron Bottom
- **Switch Type** - Air Switch (AC Pump) / Reed Float Switch (DC Pump)
- **Motor** - 120 Volt, PSC Oil-Filled Motor
- **Motor** - 12 Volt DC Back Up Pump
- **Impellers** - Centrifugal
- **Intakes** - Top Suction
- **Discharge** - 1 1/2 In. NPT
- **Submersible** - Yes
- **Power Cord** - 8 Ft.

SYSTEM SPECIFICATIONS

- **Length** - 13 1/2 In.
- **Width** - 9 In.
- **Height** - 15 1/2 In.
- **Weight** - 46 Lbs.
- **On/Off Approx. Level** - 9 in. ON / 4 in. OFF

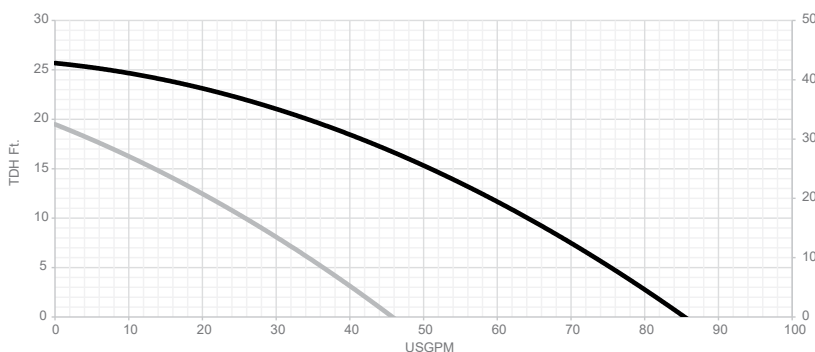
FLOW RATE: GALLONS PER MINUTE

1/2 HP PUMP	0'	5'	10'	15'	20'	Max Head
Gal/Min	85	75	64	51	34	25'

BACK UP PUMP	0'	5'	10'	15'	MAX HEAD
Gal/Min	48	36	25	14	20'

Part Number	UPC
59960-ECO1	040066219206

● PRIMARY PUMP ● BACK UP



AC Pump only



TRUST



MONITOR



CONNECT